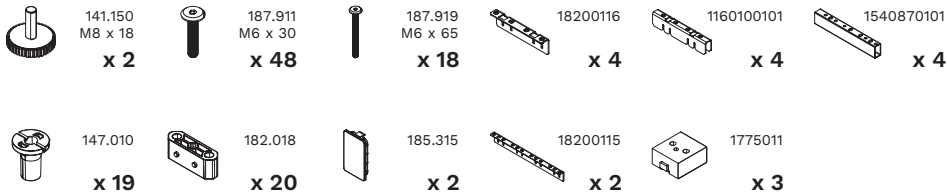
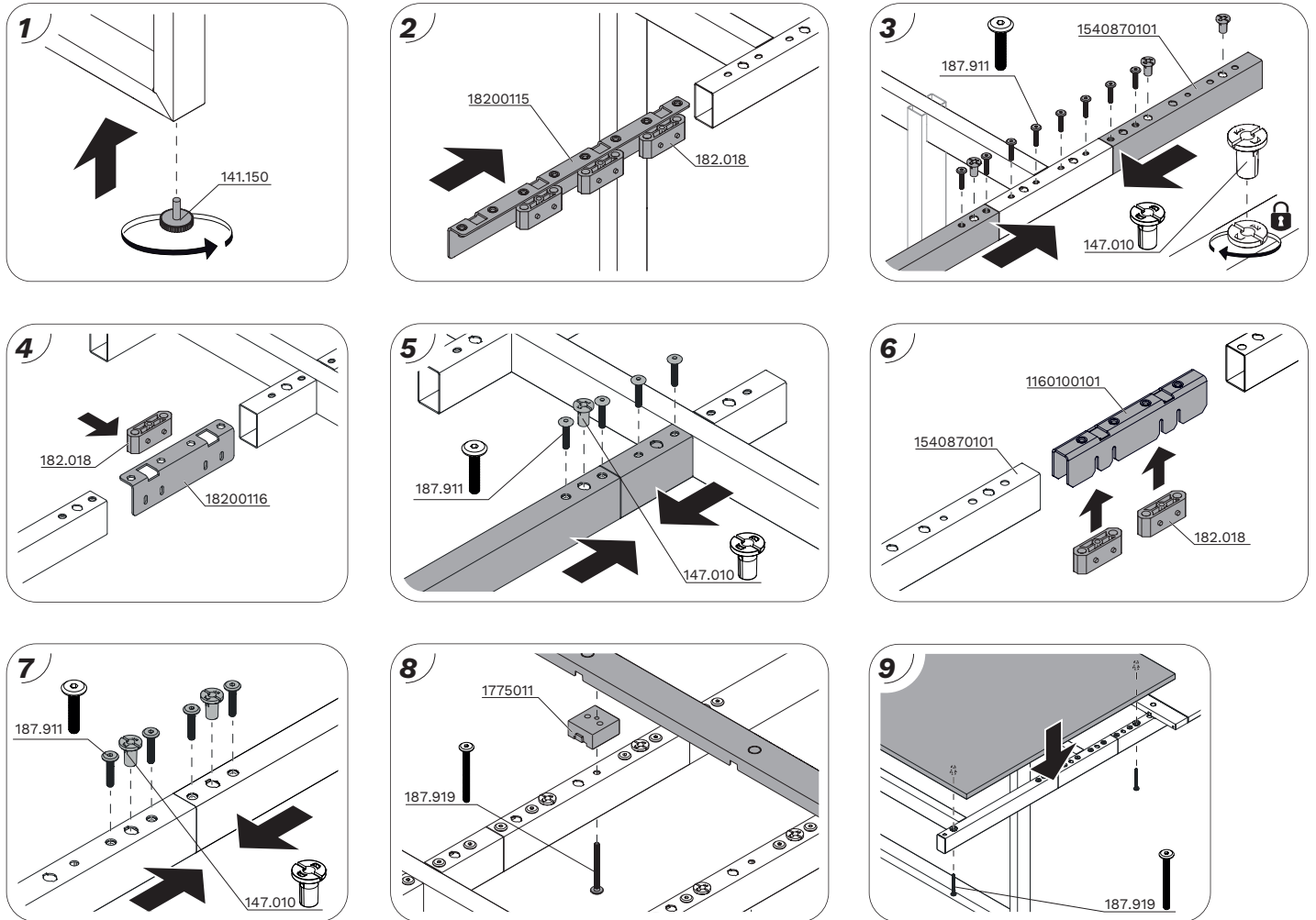




SCHEMA DI MONTAGGIO / DISASSEMBLAGGIO — ASSEMBLY / DISASSEMBLY INSTRUCTIONS — NOTICE DE MONTAGE / DÉMONTAGE

**Estensione P. 80 cm / D. 31"1/2 extension / Extension P. 80 cm**

 ASSEMBLAGGIO
ASSEMBLY
ASSEMBLÉE

-Per disassemblare il prodotto seguire le istruzioni di assemblaggio a ritroso, invertendo il senso delle frecce.

-To disassemble the product, please follow the assembly instructions in the opposite order, reversing the arrows' direction.

 DISASSEMBLAGGIO
DISASSEMBLY
DÉMONTAGE

-Pour démonter le produit, suivez les instructions de montage en sens inverse, en inversant le sens des flèches.